

Mi Registry

1. Log into <https://miregistry.org>



SOURCES ▾ **ABOUT US** ▾ **NEWS AND EVENTS**

2. Scroll to the bottom and click on "View Reports"

Reporting

See your data in a printable format.



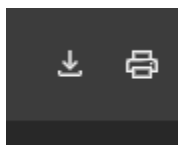
3. Select "Training Certificate View Report" in the bottom right of the list under "Individual Professional Profile"



[Training Certificate View Report](#)

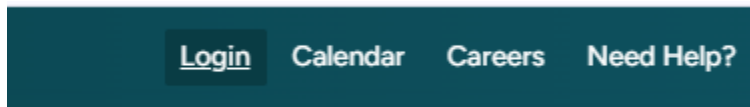
This report pulls verified, MiRegistry approved training from your Learning Record and displays the training in a certificate view. This report is for your personal use only and does not need to be sent to MiRegistry.

4. Either Print or download the document in the top right to share

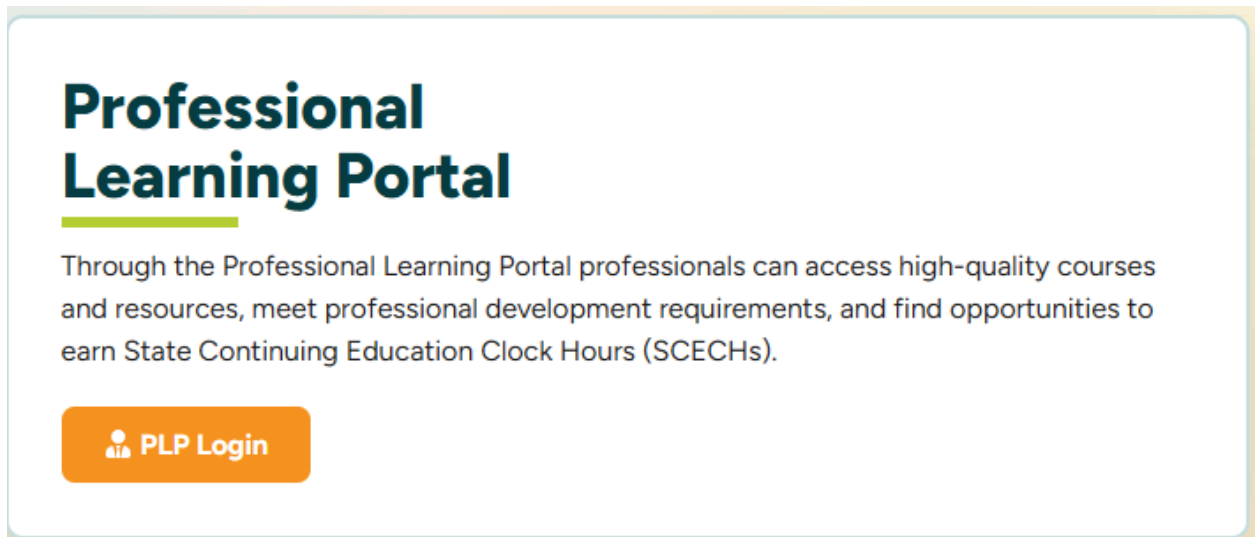


MI Virtual

1. Log in to <https://michiganvirtual.org/>



2. Access through the professional learning portal



3. Go to completed courses on the right, click on them, and then click "Download Certificate"

